



# TRUE FOOD SERVICE EQUIPMENT, INC.

St. Charles Industrial Center • P.O. Box 970 • O'Fallon, Missouri 63366  
(636)240-2400 • FAX (636)272-2408 • (800)325-6152 • www.truemfg.com

Project Name: \_\_\_\_\_

AIA #

Location: \_\_\_\_\_

SIS #

Item #: \_\_\_\_\_ Qty: \_\_\_\_\_

Model #: \_\_\_\_\_

## T-Series Reach-In Refrigerators



T-23

TRUE, rated the #1 brand in America.

## Solid Door Reach-In Refrigerators (single door)

T-12,  T-19,  T-23

### SPECIFICATIONS / FEATURES

#### CABINET CONSTRUCTION:

- 300 series stainless steel front grill, shroud and doors. Anodized quality aluminum exterior ends and back.
- NSF approved, white vinyl coated aluminum and 300 series stainless floor with coved corners.
- Barrel lock standard for each door (excluding T-12). Locks keyed alike. Dial exterior mounted temperature monitor.
- Cabinet mounted on a welded, galvanized frame rail, painted for additional corrosion protection. Frame rail fitted with 4" diameter castors (T-23), 2 1/2" diameter castors (T-19), front castors include brakes. T-12 standard with leg levelers (2 1/2" diameter castors available).

#### DOORS:

- 300 series stainless steel exterior with white aluminum interior to match cabinet liner. Doors extend full width of cabinet shell. Door gaskets of one piece construction.
- Lifetime guaranteed adjustable torsion type closure system with aluminum block supports. The face of each door fitted with a 12" long recessed handle with sheetmetal interlock. Handles are foamed-in-place to insure permanent attachment.

#### INSULATION:

- Entire cabinet structure and solid door insulated using foamed-in-place CFC free polyurethane foam.

#### SHELVING:

- Adjustable vinyl coated wire shelves (3 per section). Shelves capable of supporting up to 250 lbs.
- Full height shelf support pilasters, with double oblong holes on 1/2" centers. Pilasters made of the same material as cabinet interior. Four (4) chrome plated, stainless steel shelf clips to be included for each shelf.

#### LIGHTING:

- Incandescent interior lighting. Light(s) activated by rocker switch mounted above door(s).

#### REFRIGERATION SYSTEM:

- Refrigeration system factory balanced using CFC free 134A refrigerant.
- Bottom mounted condensing unit - easy access for maintenance.
- Factory pre-engineered capillary tube system with oversized condenser and evaporator to reduce product pull down time and to consistently maintain 33°F to 38°F interior cabinet temperature. (non-adjustable capillary tube system superior to problematic expansion valve)
- Evaporator - epoxy coated at the time of manufacture to eliminate the potential of corrosion.

#### ELECTRICAL CHARACTERISTICS:

- Unit completely pre-wired at factory, and ready for final connection to a 115/60/1 phase - 15 amp dedicated outlet. A cord and plug set to be included.

- A sole use circuit is required.



115/60/1  
NEMA-5-15R

#### Also available:

- Two & Three Door Models
- Top Mounts
- Glass Door Models
- Half and Combination Doors
- Slide Door Models
- Freezers
- All Stainless Steel In / Out
- Heated Cabinet (solid & glass door)
- Dual Temperature Models

Remote cabinets and condensing units available for models T-23, T-49, and T-72. For other models remote cabinets available 14% off list (condensing units supplied by others). Consult factory technical service dept. for BTU information.

Printed in U.S.A.



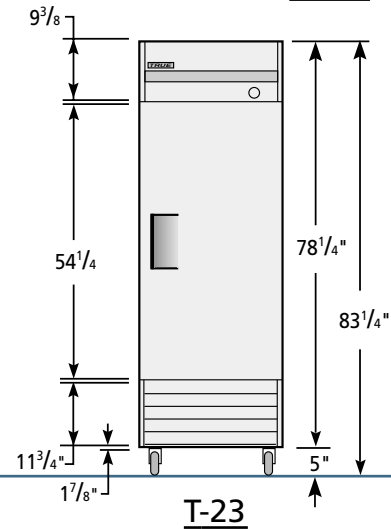
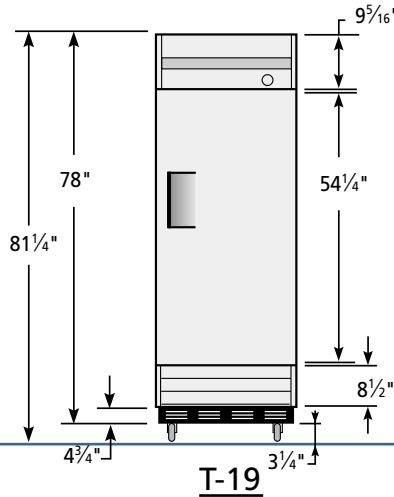
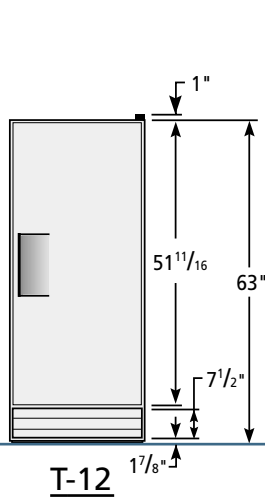
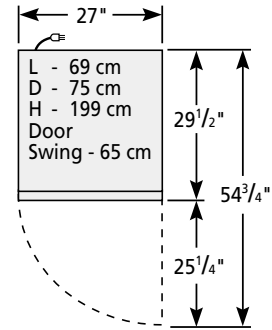
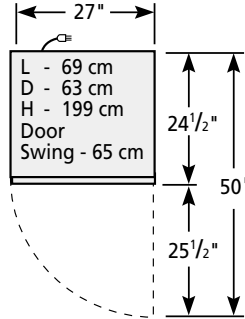
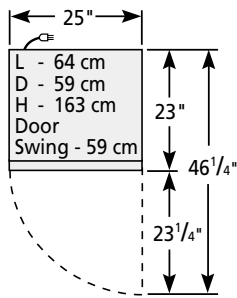
Exceptions:

Specifications subject to change without notice.

#### APPROVALS:



# T-Series: Solid Door Reach-In Refrigerators (single door)



Rough-In Data													
Model	Doors	Capacity (Cu. Ft)	# of Shelves	Dimensions (inches)			HP	Volts	PH	Amps	NEMA Config.	Cord Length (feet)	Crated Weight
				L	D	H*							
T-12 (1)	1	12	3	25	23	64	1/5	115	1	4.9	5-15	6	180
T-19 (1)	1	19	3	27	24 1/2	78	1/3	115	1	5.0	5-15	9	218
T-23 (1, 2)	1	23	3	27	29 1/2	78 1/4	1/3	115	1	7.5	5-15	9	254

(1) Available with full glass doors  
 (2) Available with solid half doors, glass half doors & combination solid/glass half doors  
 \* Height does not include 5" for castor height or 6" for optional legs on T-23;  
 3 1/4" for castors on T-19, legs available; T-12 standard with leg levelers, available with optional 2 1/2" diameter castors, legs not available.

## Standard Features

- Oversized and balanced, environmentally friendly (134A) refrigeration system - holds 33°F to 38°F.
- 300 series stainless steel doors & front.
- Interior - NSF approved, white vinyl coated aluminum sides and top, 300 series stainless steel floor with covered corners.
- Anodized quality aluminum top, sides and back.
- Lifetime guaranteed recessed handles.
- Exterior mounted temperature monitor. (not available for T-12).
- Door locks (not available for T-12).
- Magnetic door gaskets.
- Adjustable vinyl coated wire shelves.
- Epoxy coated evaporator.
- Incandescent interior lighting (fluorescent interior lighting for glass door models).
- Foamed-in-place high density polyurethane insulation (CFC free).
- T-23: 4" diameter swivel castors standard equipment - locking castors provided for front set.
- T-19: 2 1/2" diameter castors standard equipment.
- T-12: leg levelers standard.

- Slide out compressor can be serviced easily and accessed by a single repairman.
- 1 year parts & labor warranty (USA).
- 5 year compressor warranty.

## Optional Accessories

- Available with 6" stainless steel or optional seismic legs (not available for the T-12)
- Additional shelves available.
- Remote condenser available for T-23.
- Left hinge door available for T-23; no charge (not field reversible).

Clearance Required For Coolers (USA)		
Sides Inches/mm	Top* Inches/mm	Rear Inches/mm
0 / 0	1 / 26	1 / 26

\* T-12 only.

KCL	Model	Front	Right	Plan	3D
	T-12	TFEY10E	TFEY10S	TFEY10P	TFEY103
	T-19	TFE015E	TFE015S	TFE015P	TFE0153
T-23	TFEY03E	TFEY03S	TFEY03P	TFEY033	



## TRUE FOOD SERVICE EQUIPMENT